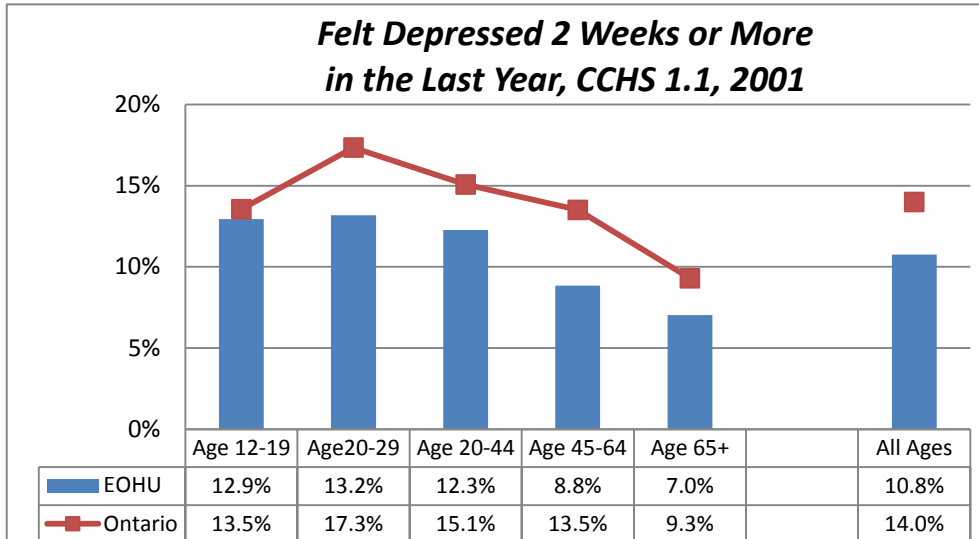


Health Indicators

9. Mental Health

9-01. Depression Prevalence

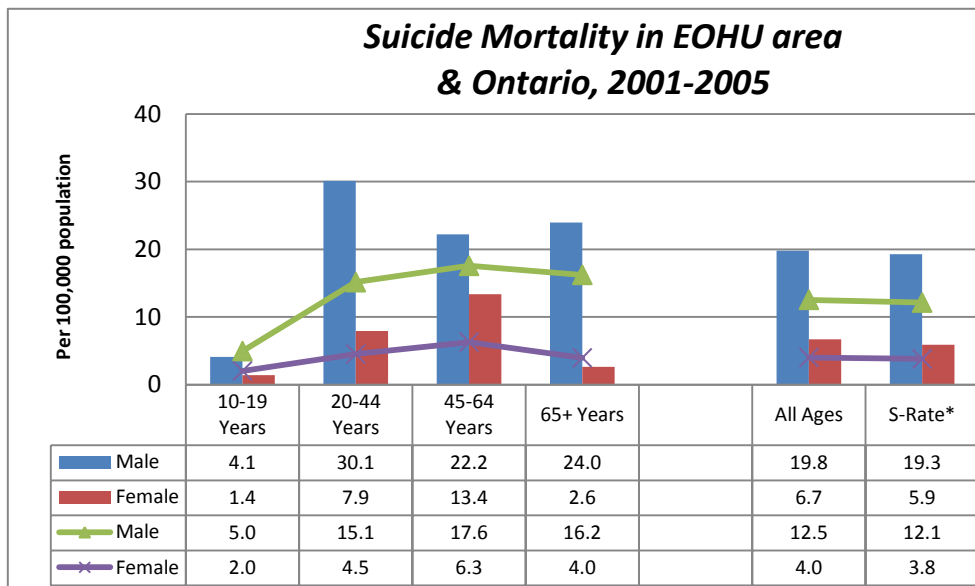
[Description](#)



Source: Canadian Community Health Survey (CCHS), Cycle 1.1 (2001), weighted data

9-02. Suicide Mortality

[Description](#)



*S-Rate: Age-Standardized Rate for All Ages

Source: IntelliHEALTH ONTARIO (former PHPDB), Ministry of Health and Long-Term Care

Suicide in EOHU and Ontario, 2001-2005

	EOHU		Ontario	
	Male	Female	Male	Female
S-Rate*	19.3	5.9	12.1	3.8
SMR**	1.49	1.44		
PYLL***	5.7	1.9	3.8	1.2

*S-Rate: Age-Standardized Rate for All Ages

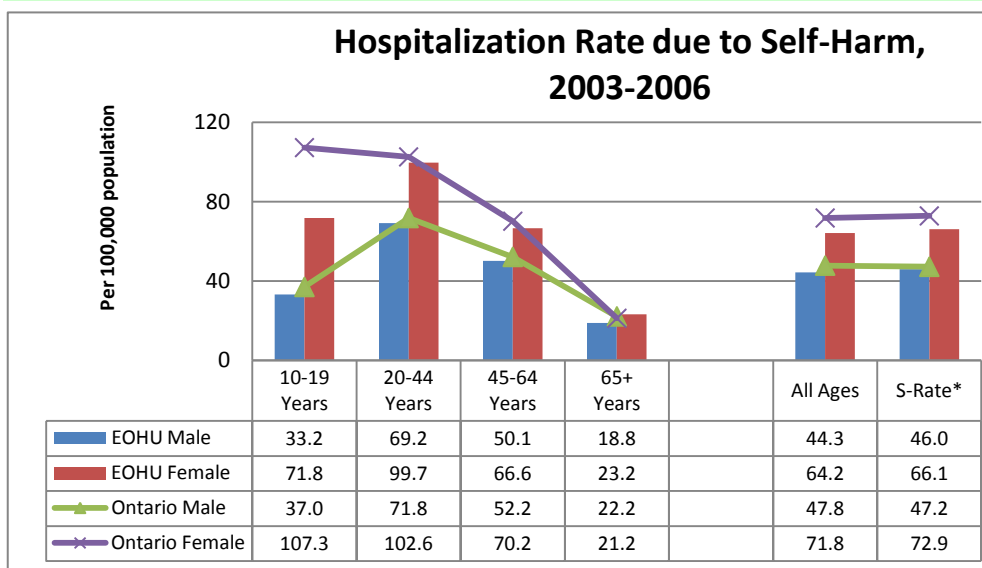
**SMR: Age-Standardized Ratio (based on provincial data)

***PYLL: Potential Years of Life Lost, per 1,000 population

Source: IntelliHEALTH ONTARIO (former PHPDB), Ministry of Health and Long-Term Care

9-03. Hospitalization due to Self-Harm

[Description](#)



*S-Rate: Age-Standardized Rate for All Ages

Source: IntelliHEALTH ONTARIO (former PHPDB), Ministry of Health and Long-Term Care

Rates of Hospitalization due to Self-Harm

	EOHU		Ontario	
	Male	Female	Male	Female
S-Rate*	46.0	66.1	47.2	72.9
SMR**	.94	.91		
ALoS***	5.2	8.3	6.2	5.9
RDH****	2.3	5.3	3.0	4.2

*S-Rate: Age-Standardized Rate for All Ages

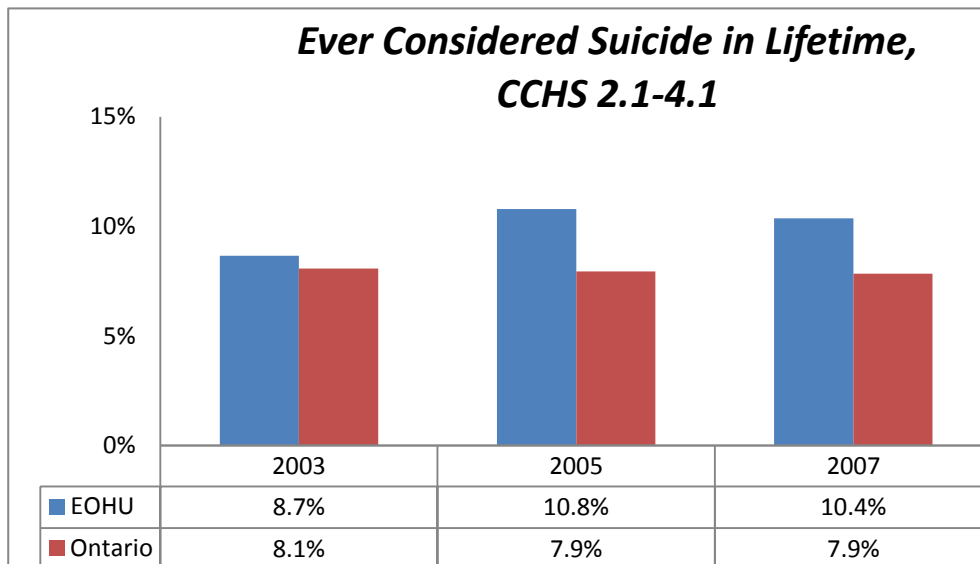
**SMR: Age-Standardized Ratio (based on provincial data)

***ALoS: Average Length of Stay in Hospital per case

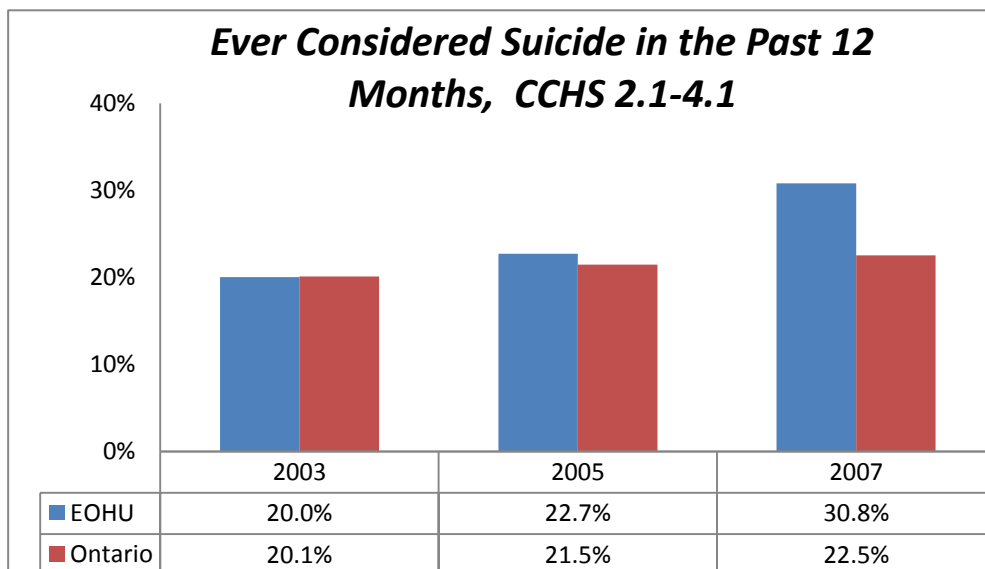
****RDH: Rate of Days of Hospitalization

9-04. Suicidal Thoughts

[Description](#)



Source: Canadian Community Health Survey (CCHS), Cycle 2.1-4.1 (2001), weighted data



Source: Canadian Community Health Survey (CCHS), Cycle 2.1-4.1 (2001), weighted data

9-05. Self-Reported Suicide Attempts

[Description](#)

Self-Reported Suicide Attempts, EOHU and Ontario

		CCHS2.1	CCHS3.1	CCHS4.1
Attempted Suicide - in lifetime	EOHU	52.2%	42.0%	30.3%
	Ontario	33.6%	31.1%	32.1%
Attempted Suicide - past year	EOHU	32.3%	65.8%	34.7%
	Ontario	52.5%	55.6%	56.8%
Consulted a Health Professional after Suicide Attempt	EOHU	34.6%	73.4%	100.0%
	Ontario	68.9%	58.7%	68.4%

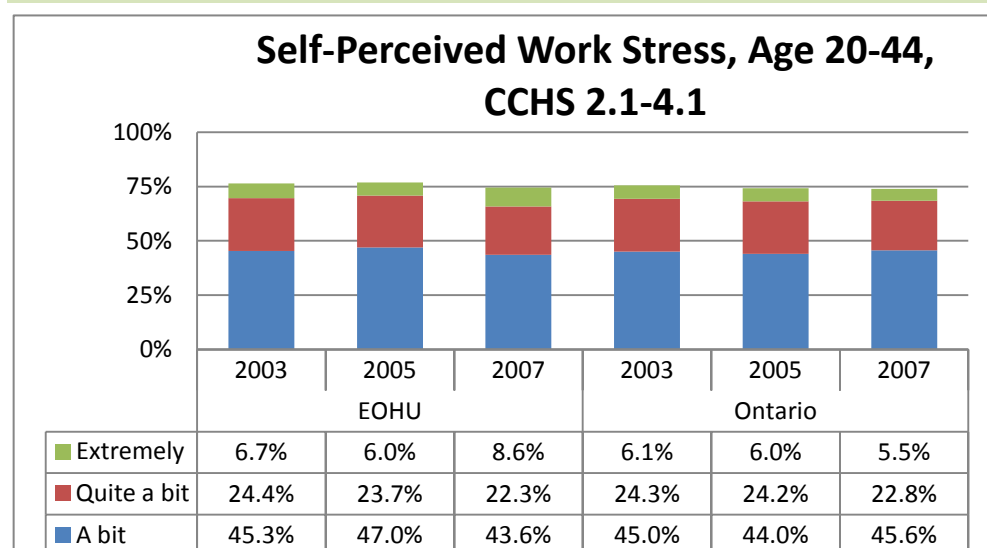
Note: Only respondents said 'Yes' to suicidal thoughts were asked these questions

Source: Canadian Community Health Survey (CCHS), Cycle 2.1-4.1 (2001), weighted data

9-06. Self-Perceived Work Stress

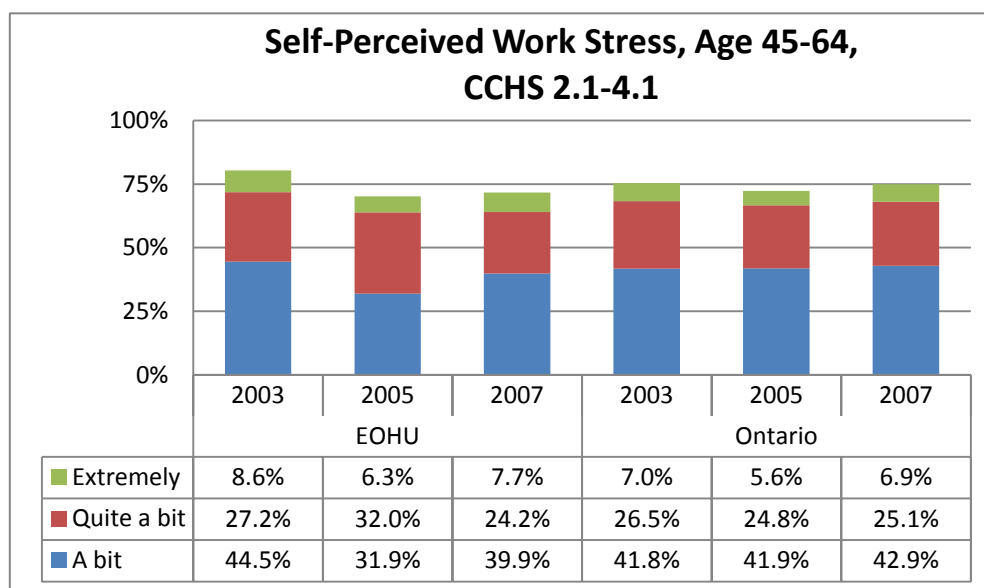
[Description](#)

Age 20-44 Years



Source: Canadian Community Health Survey (CCHS), Cycle 2.1-4.1 (2001), weighted data

Age 45-64 Years

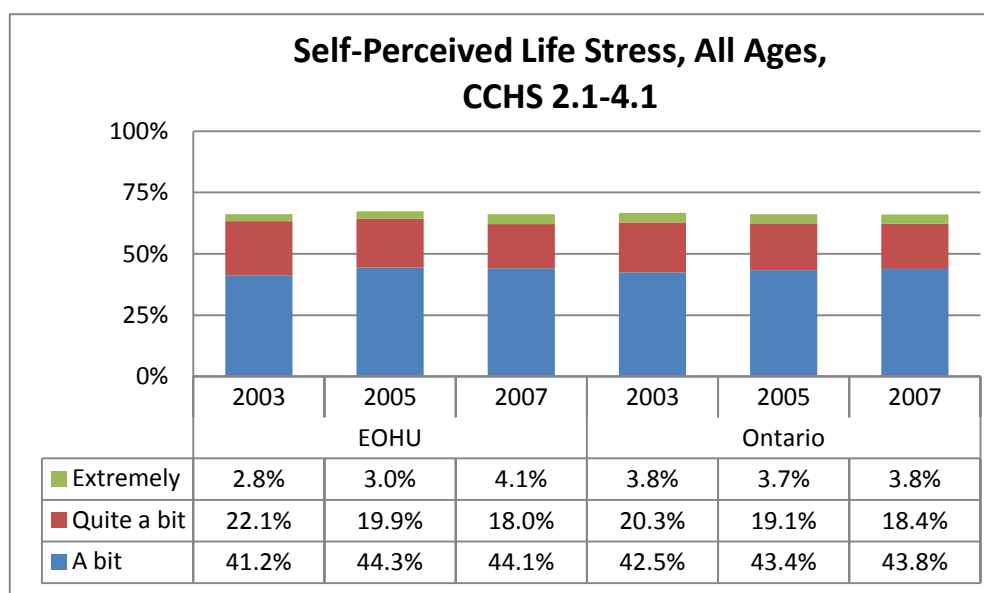


Source: Canadian Community Health Survey (CCHS), Cycle 2.1-4.1 (2001), weighted data

9-07. Self-Perceived Life Stress

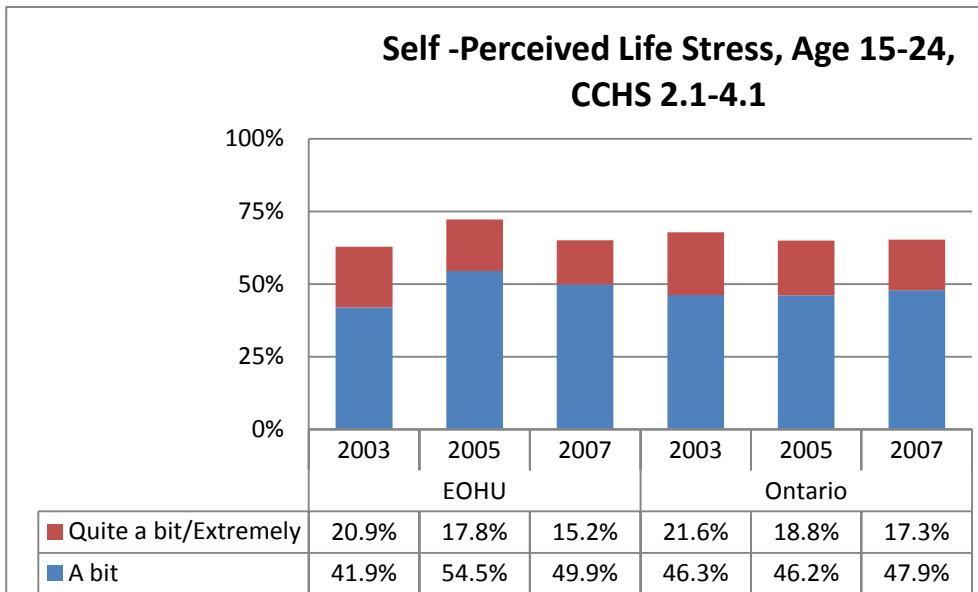
[Description](#)

All Ages



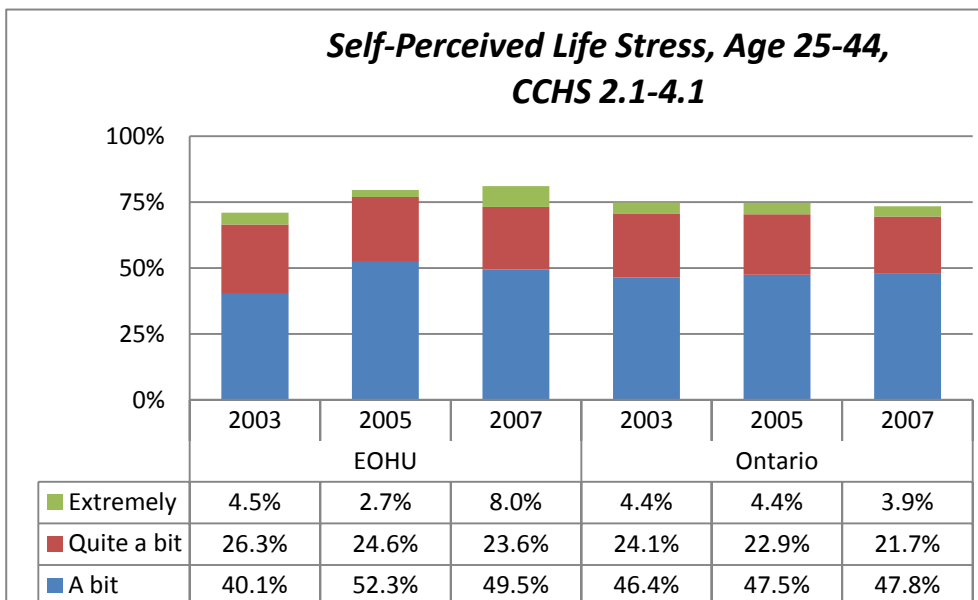
Source: Canadian Community Health Survey (CCHS), Cycle 2.1-4.1 (2001), weighted data

Age 15-24 Years



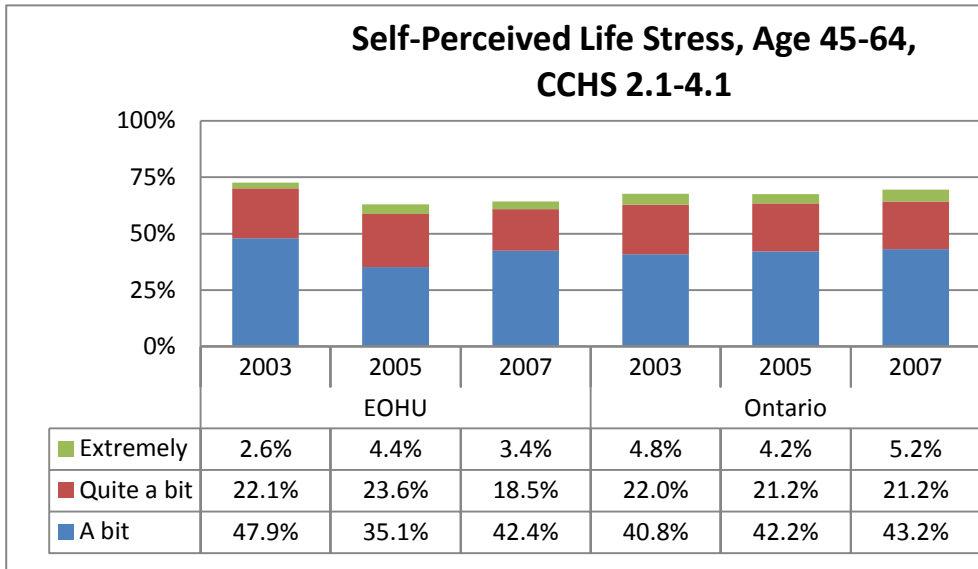
Source: Canadian Community Health Survey (CCHS), Cycle 2.1-4.1 (2001), weighted data

Age 25-44 Years



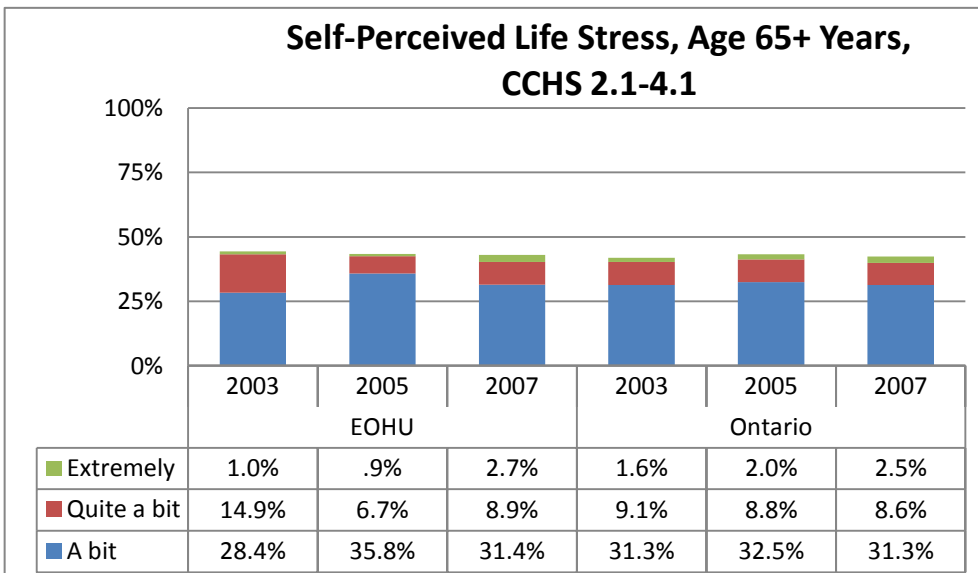
Source: Canadian Community Health Survey (CCHS), Cycle 2.1-4.1 (2001), weighted data

Age 45-64 Years



Source: Canadian Community Health Survey (CCHS), Cycle 2.1-4.1 (2001), weighted data

Age 65+ Years



Source: Canadian Community Health Survey (CCHS), Cycle 2.1-4.1 (2001), weighted data